



This survey was conducted in July 2012.

Information Risk and Security Program Practices Benchmarking

Serianu Information Security Industry Peer Survey Report: August 2012

Contents Overview:

This Industry Peer Survey report contains the aggregated responses to 6 questions recently posed to information security and risk professionals from Kenyan organisations.

Designed to assist you with decisions for which there is often no "right answer", this Industry Peer Survey report highlights specific approaches to solving problems and identifies key insights from your peers.

Profile of Respondents:

There were a total of 50 respondents mainly information security and risk professionals representing different organisation from Kenya. We permitted only one response per organisation.

Using the Data:

Please feel free to use the data as you see fit. When using the information in external presentations, please reference Serianu Limited as your data source.

Submit your Own Question:

If you have a question that you would like to pose to Serianu, please send it to us at info@serianu.com. If possible, please submit your question in a multiple choice format, and we will be happy to work with you to improve it as necessary.

TABLE OF CONTENTS

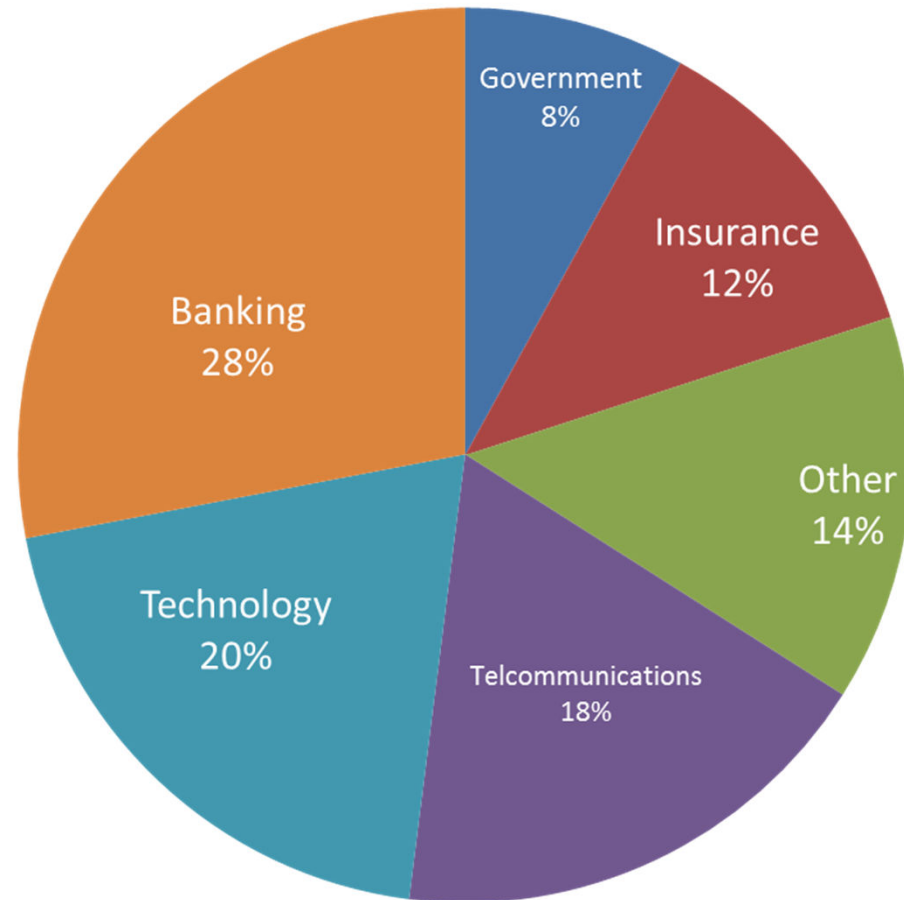
Serianu Information Security Peer Survey Report: August 2012

Question	Page #
Q1. How do you measure the success of your Security Program	3
Q2. What is the maturity level of your security logging and monitoring security events in your organization	4
Q3. How do you measure the success of your security awareness program	5
Q4. Are you working towards meeting any security standard or regulation compliance requirement	6
Q5. Do you have internal capabilities to detect and prevent malware (Phishing, Trojans, Key loggers, spyware) threats	7
Q6: Have you implemented Data Loss prevention solutions (databases, share drives and other network resources)	8

RESPONDENTS

Breakdown of respondents by industry sector

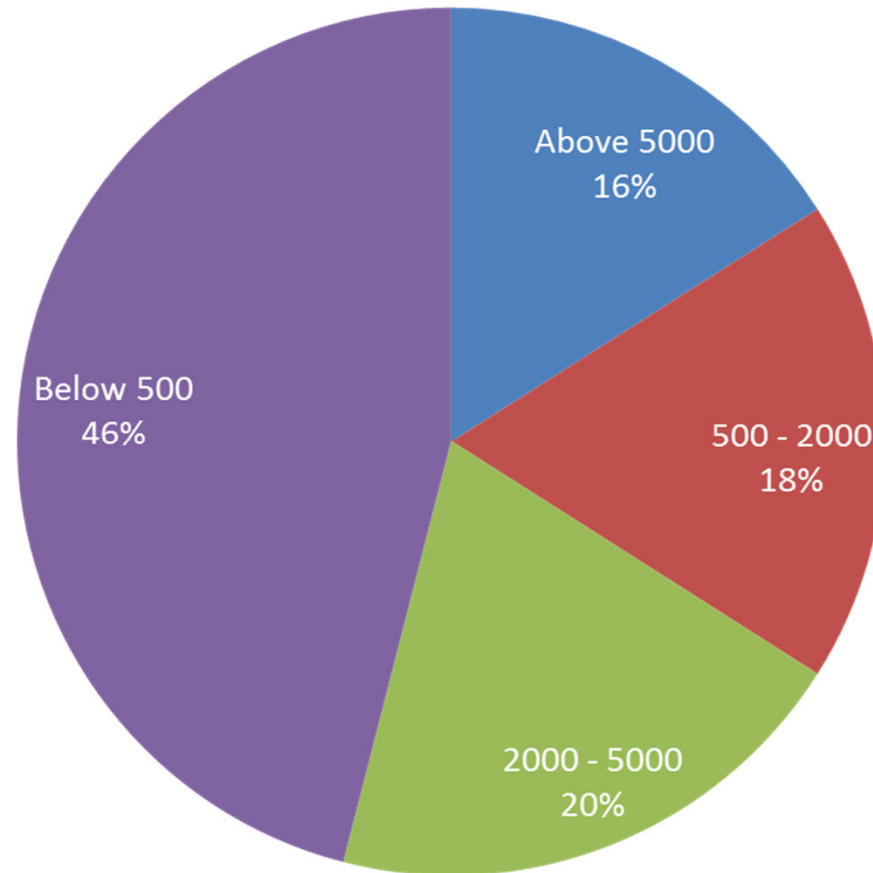
28 percent of the respondents were from the banking sector, followed closely by the Technology sector with 20%



RESPONDENTS

Breakdown of respondents organisations by number of employees

Majority of the respondents to the survey were representing organisations with less than 500 employees.

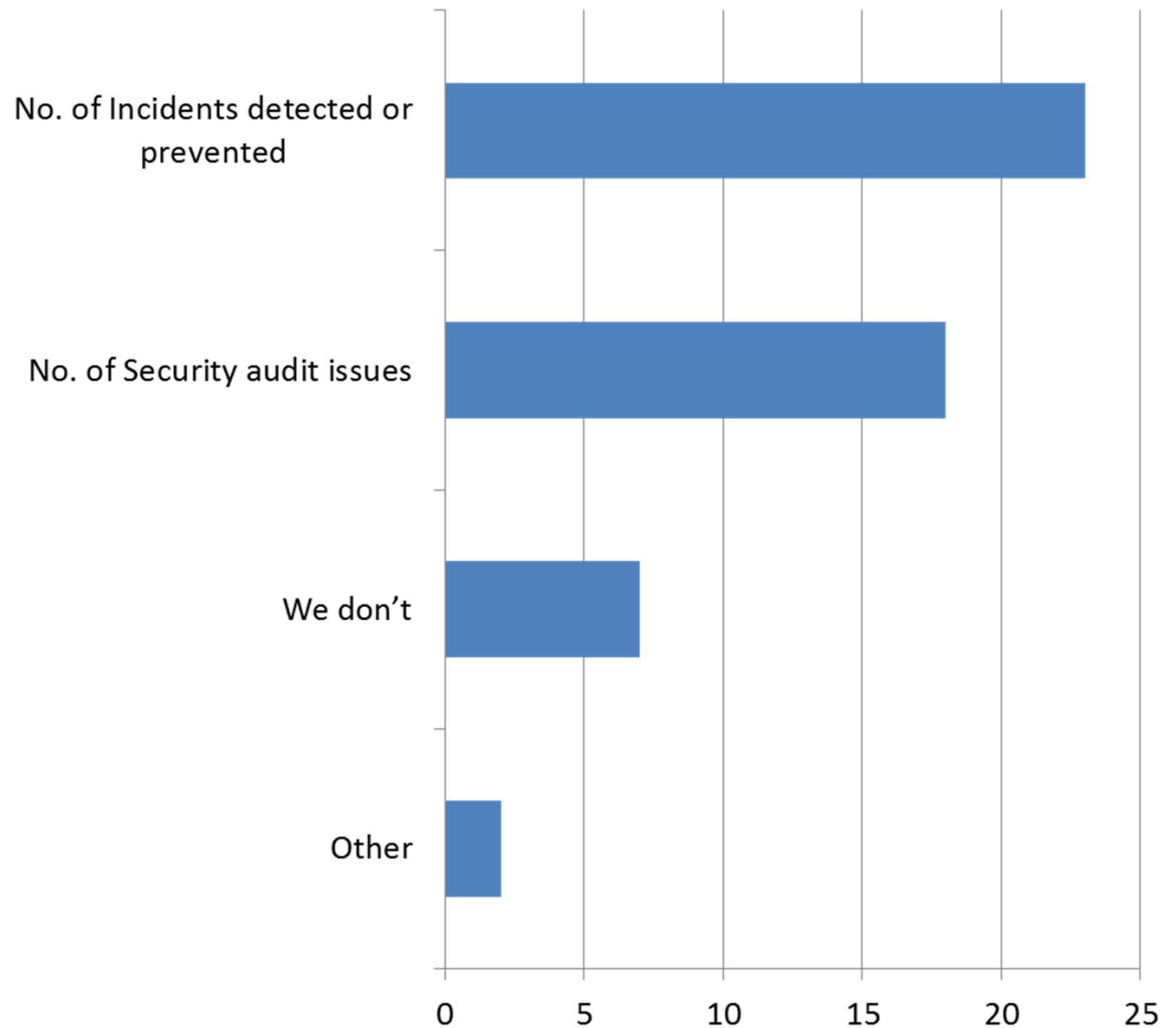


Most of the organisations surveyed measure the success of their security programs by identifying the number of security incidents they were able to detect or prevent.

36% measure their success by the number of issues identified during security and compliance audits.

MEASURING THE SUCCESS OF THE SECURITY PROGRAM

Q1. How do you measure the success of your Security Program

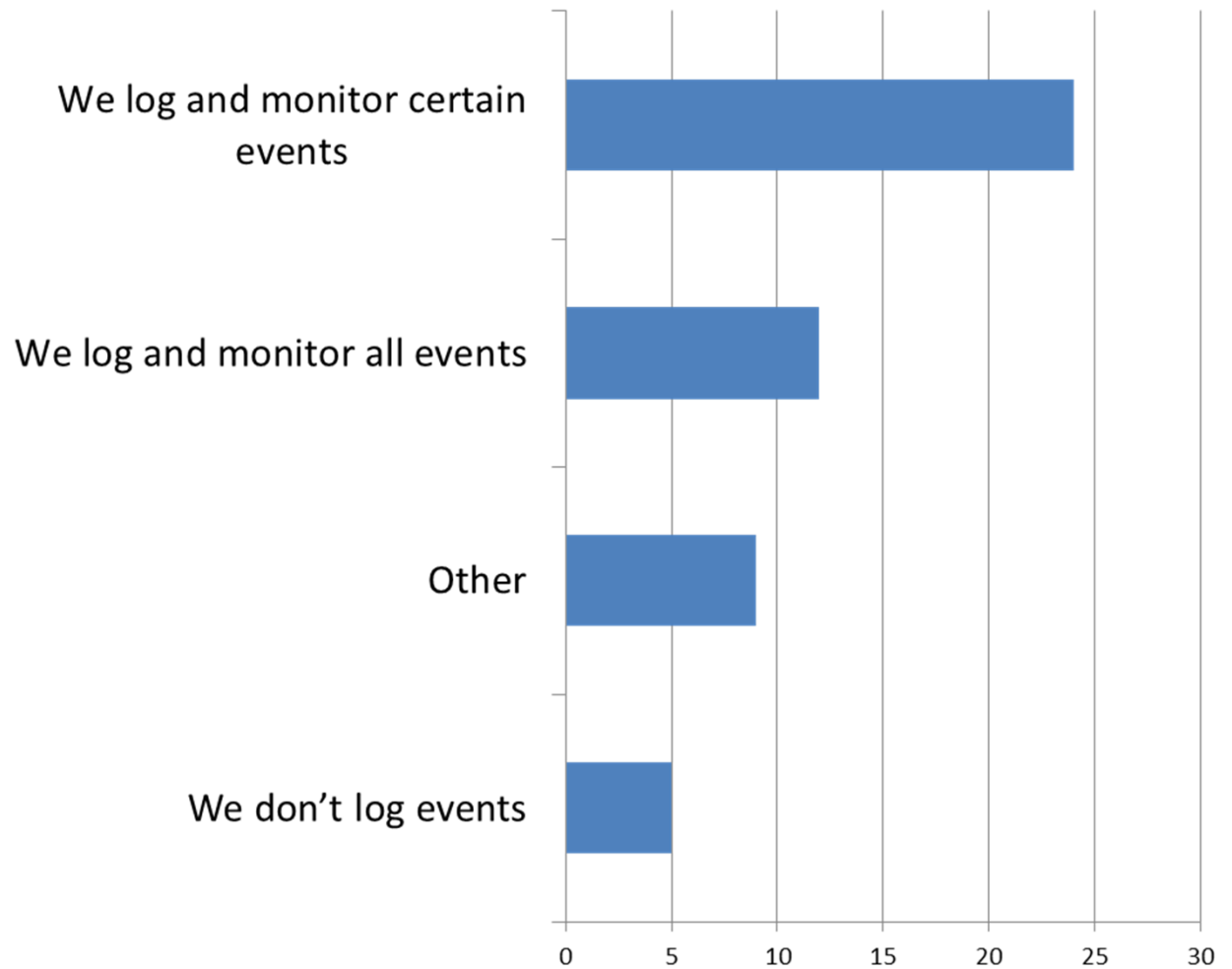




SECURITY LOGGING AND MONITORING

Q2. What is the maturity level of security logging and monitoring of security events in your organization?

48 percent of the organisations surveyed log and monitor certain events while 24 percent log and monitor all security events. monitored for specific events.

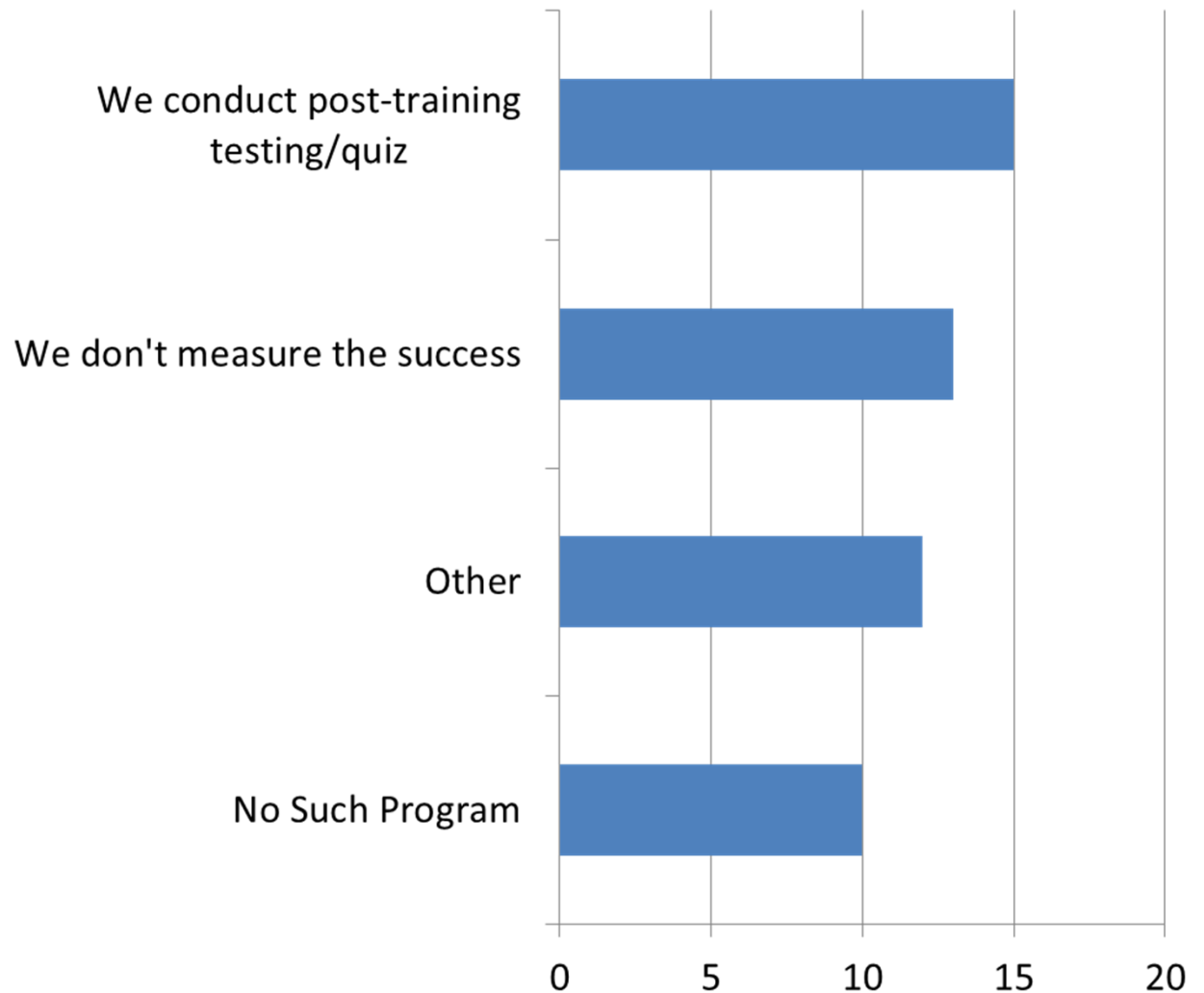


SECURITY AWARENESS AND TRAINING PROGRAM

Q3. How do you measure the success of your security awareness program

30 percent of surveyed organisations conduct post training testing and quizzes to measure the success of their security awareness programs.

20 percent don't have security awareness and training programs and the remain use other methods of measuring the success of their security awareness and training programs.



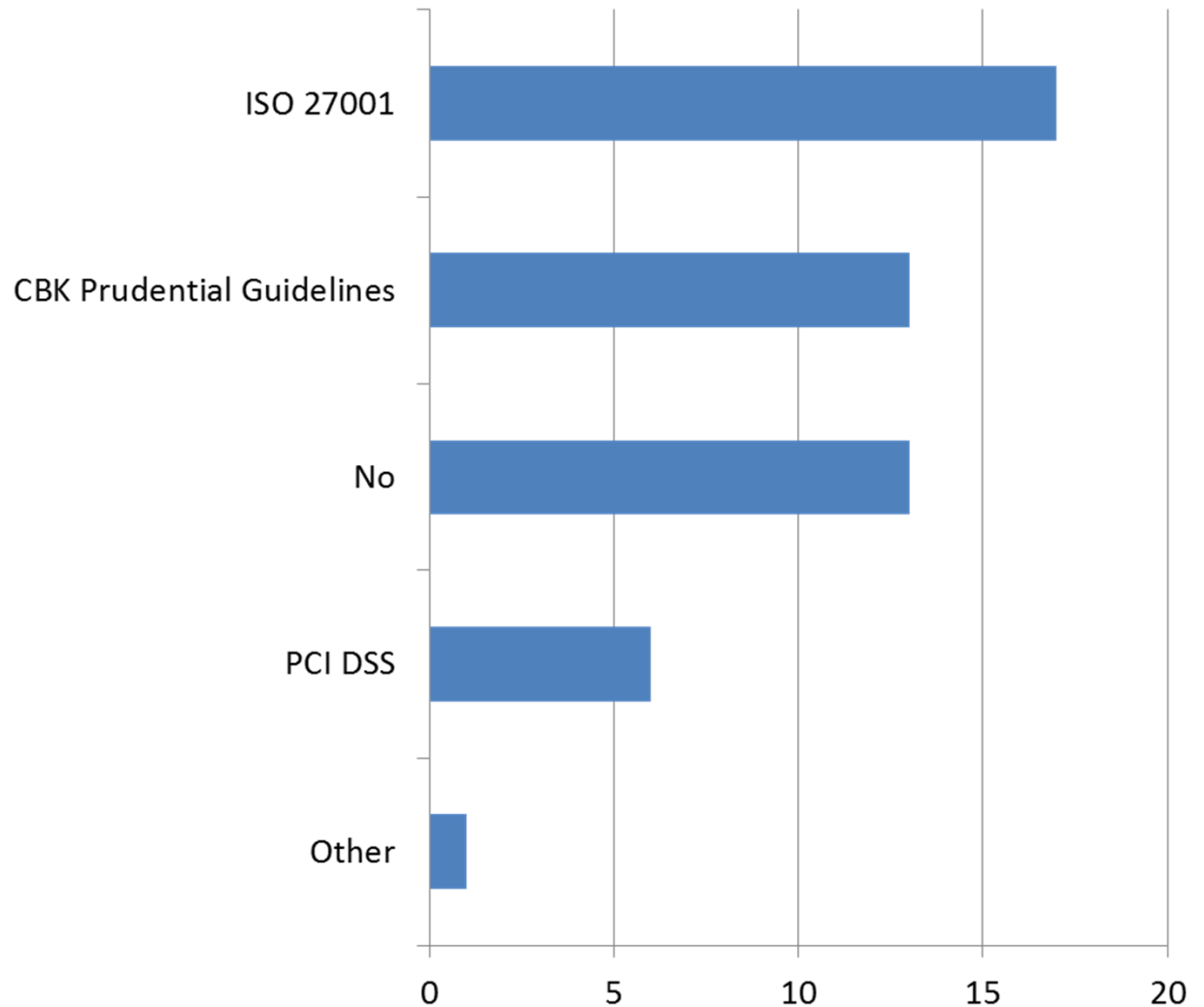


SECURITY STANDARDS AND REGULATORY COMPLIANCE

Q4. Are you working towards complying with any security standard or regulatory requirement?

The majority of the surveyed organisations (34%) are working towards ISO 27001 certification

26% are working toward CBK Prudential Guidelines compliance.





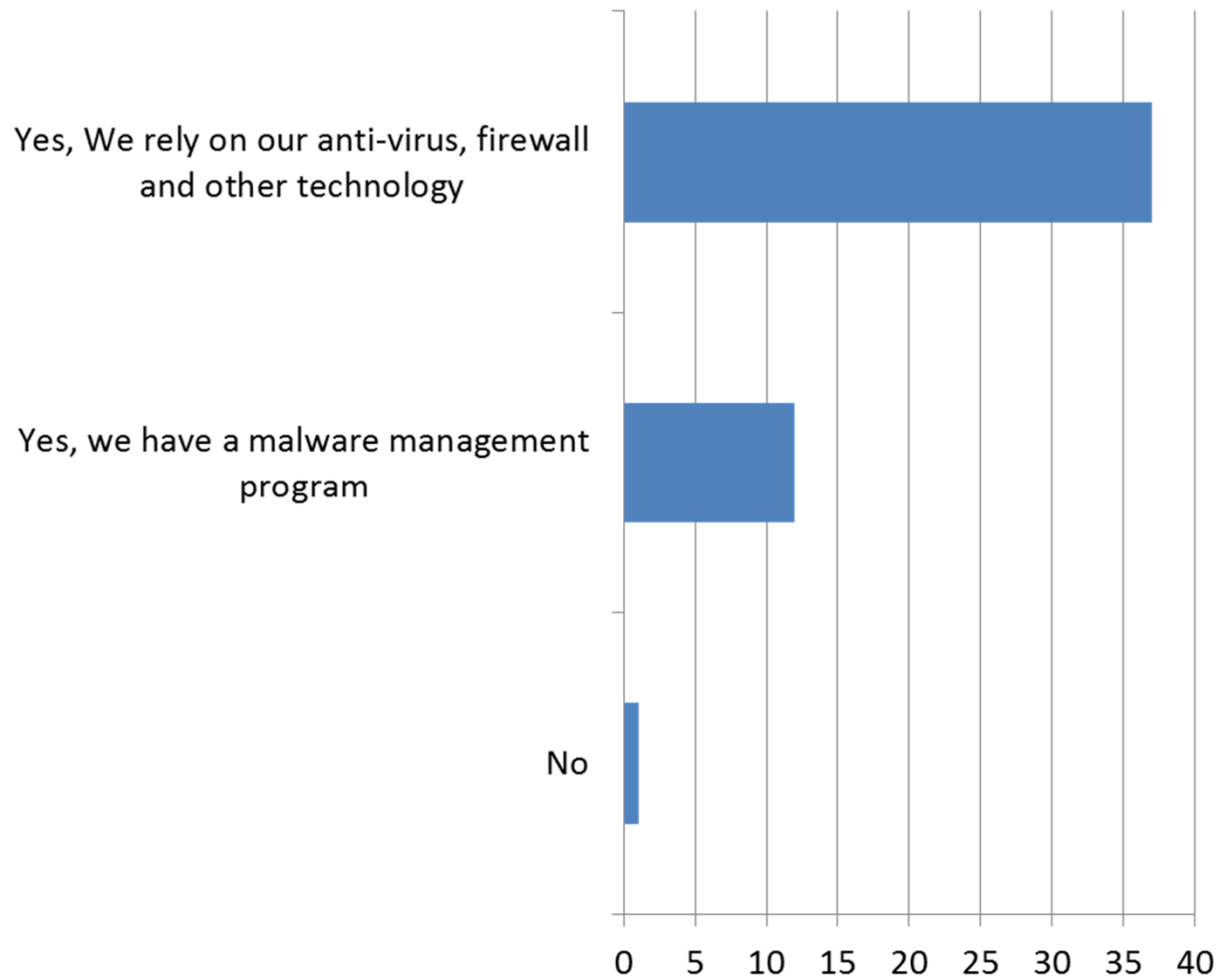
MALWARE DETECTION AND PREVENTION

Q5. Do you have internal capabilities to detect and prevent malware (Phishing, Trojans, Key loggers, spyware) threats?

More than half (74%) of the organisations surveyed rely primarily on the use of Antivirus and firewall technology to detect and prevent malware within their systems.

24% have implemented malware management programs to detect and neutralize these threats.

The remaining 2% have no internal capability to detect and prevent malware threats.



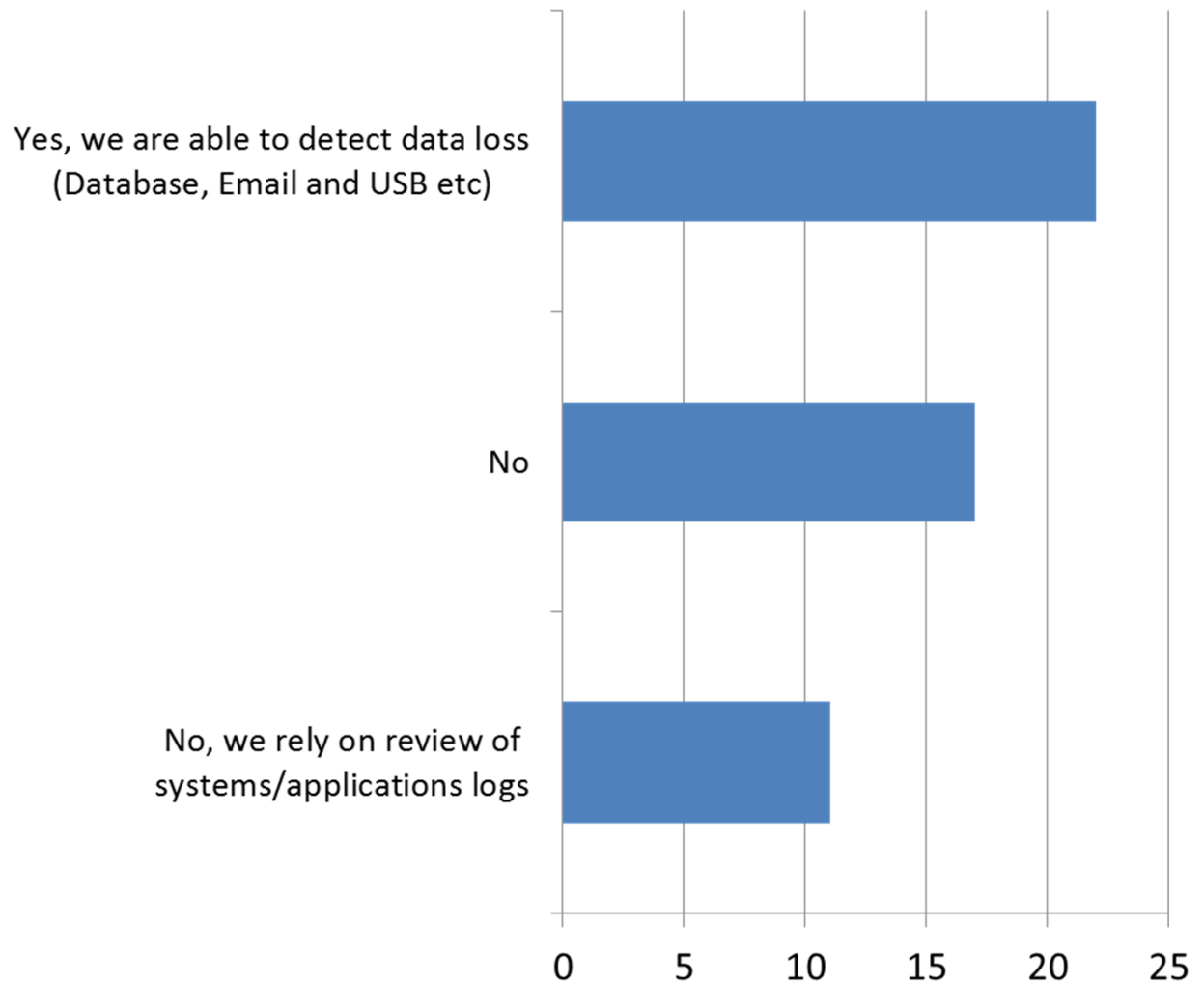
44 percent of the surveyed organisations have implemented Data loss prevention solutions and are able to detect data loss 44% represent the organisations that are capable of detecting loss within their systems.

34 percent of the surveyed organisations have not implemented any data loss prevention solutions. While 22 percent rely on the review of system and applications logs.

And 22% rely on log review to determine and implement data loss prevention.

DATA LOSS PREVENTION

Q6: Have you implemented Data Loss prevention solutions (databases, share drives and other network resources)





LEGAL CAVEAT & DISCLAIMER

Serianu Limited has worked to ensure the accuracy of the information it provides to its clients. This report relies upon data obtained from many sources, however, and Serianu Limited cannot guarantee the accuracy of the information or its analysis in all cases. Furthermore, Serianu is not engaged in rendering legal or accounting services. This report should not be construed as professional advice on any particular set of facts or circumstances. Clients requiring such services are advised to consult an appropriate professional. Serianu is not responsible for any claims or losses that may arise from a) any errors or omissions in their reports, whether caused by Serianu or its sources, or b) reliance upon any recommendation made by Serianu Limited.

Email: info@serianu.com

URL: <http://www.serianu.com>